

Signify Classified - Internal
Cooper Lighting Solutions Photometric Lab
1121 Highway 74 South
Peachtree City, GA 30269



Scaled data based on original data using
LM-79-08 Approved Method: Electrical and Photometric Measurements of Solid-
State Lighting Products

Test Report Prepared for
Cooper Lighting Solutions
(formerly Eaton)

Brand: STREETWORKS

Report Number: P366622

Luminaire Tested: **PMM-SA1A-730-U-5NQ**

Issue Date: 12/2/2019

Report Generated By 670245982

Test Information

Test Method: LM-79-08
Report Number: P366622
TEST IS SCALED FROM IESNA LM-79-08 TEST DATA (G2-1910-543-5)
Test Lab: INNOVATION CENTER
Issue Date: 12/2/2019
Manufacturer: COOPER LIGHTING SOLUTIONS (FORMERLY EATON)
Product Line: STREETWORKS
Catalog Number: PMM-SA1A-730-U-5NQ
Description: MESA POST TOP DECORATIVE LUMINAIRE. (1) LIGHTSQUARES WITH 16 LEDS EACH AND TYPE V NARROW OPTICS.
Light Source: -
Ballast/Driver: ELECTRONIC DRIVER

Summary

Lumens per Lamp: N/A
Luminaire Lumens: 3766 lumens
Efficiency: N/A
Efficacy: 110.8 lumens/watt
Luminous Opening: Rectangular (W 0.5' x L: 0.5' x H: 0')
IES Classification: Type V - Short
BUG Rating: B2 - U0 - G0

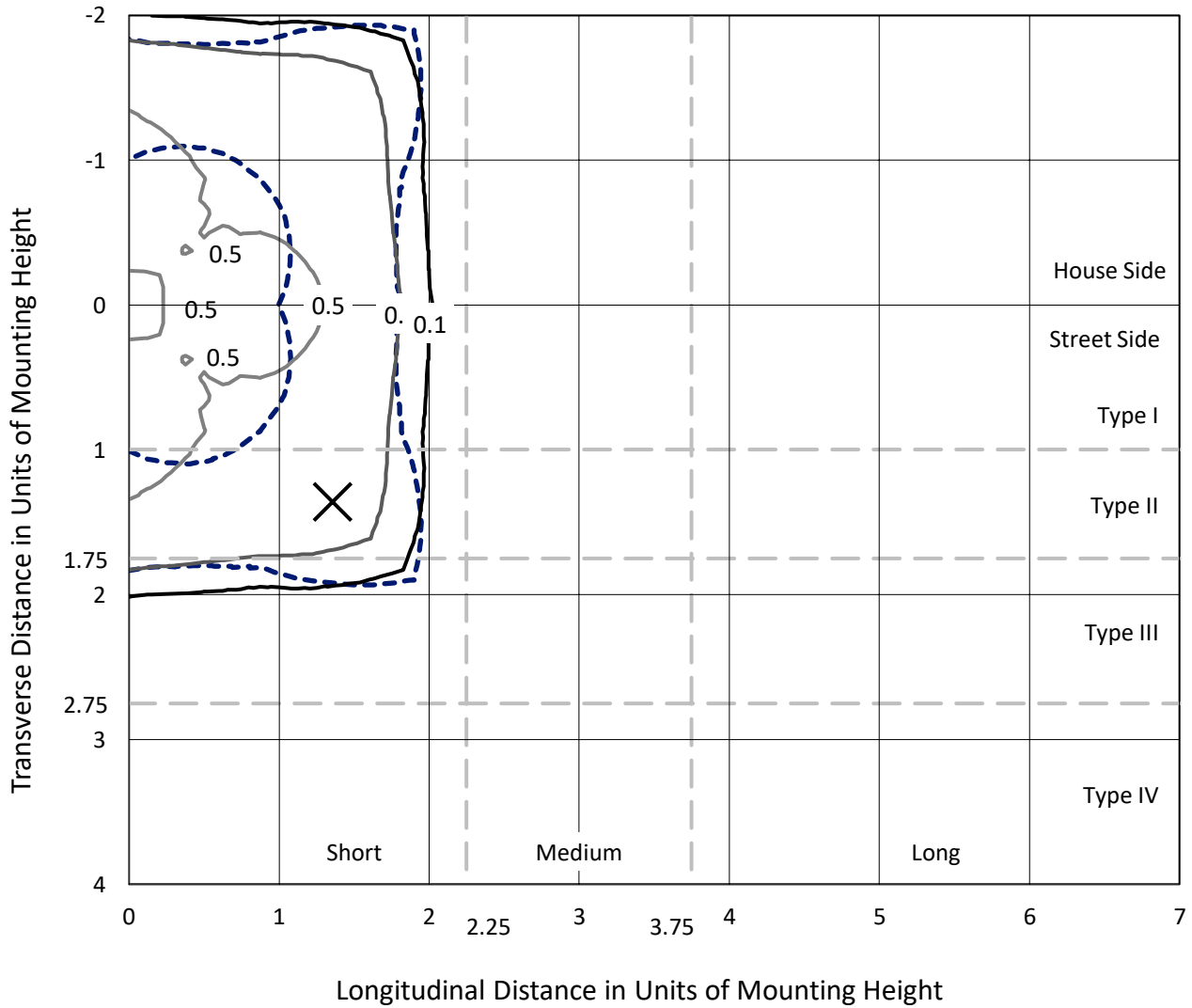
Input Watts (W): 34
Input Voltage (V): NR
Input Current (Ain): NR
Voltage Rise (V): NR
Power Factor: NR
Total Harmonic Distortion (THDi): NR
Frequency (hertz): 60
Stabilization Time: NR
Operation Time: NR
Ambient Temperature (°C): NR
Test Distance: 28.75 FT



REPORT NUMBER: P366622
 CATALOG NUMBER: PMM-SA1A-730-U-5NQ

Iso-Footcandle Lines of Horizontal Illumination

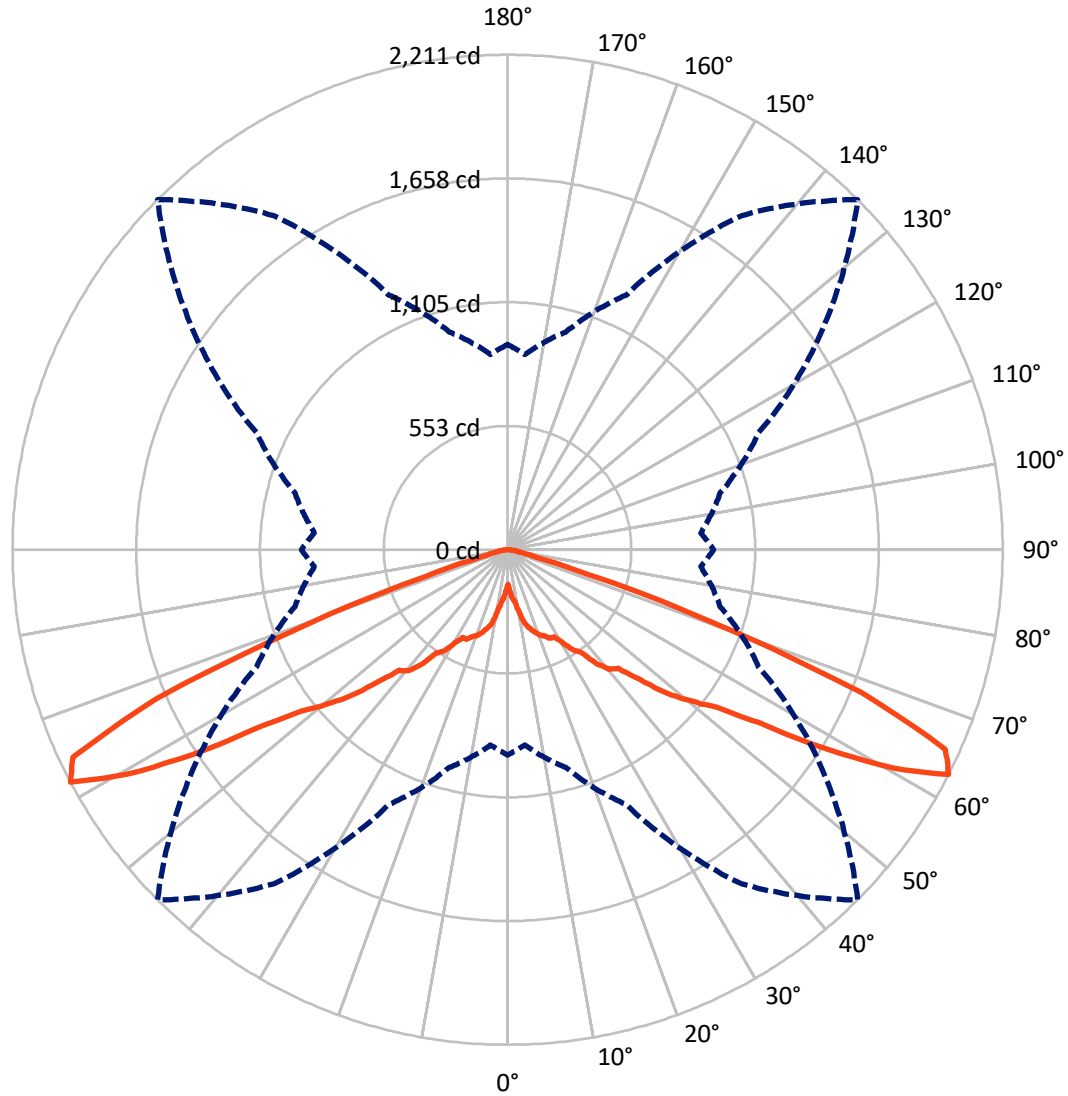
× Max cd
 - - - 1/2 Max cd



Based on 25 foot mounting height. Maximum calculated value = 0.7 fc
 Type V - Short - N/A

REPORT NUMBER: P366622
CATALOG NUMBER: PMM-SA1A-730-U-5NQ

Luminous Intensity Polar Plot



— Vertical Plane Through 45-Deg Lateral - - - Horizontal Cone Through 62.5-Deg Vertical

REPORT NUMBER: P366622
 CATALOG NUMBER: PMM-SA1A-730-U-5NQ

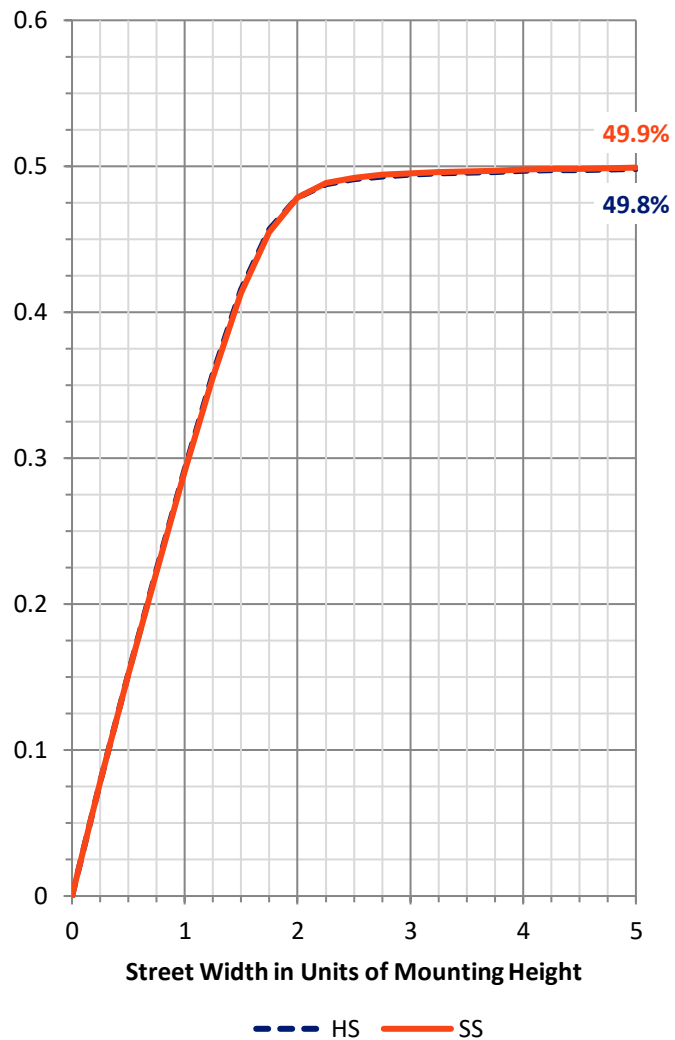
FLUX DISTRIBUTION:

		Downward	Upward	Total
House Side	Lumens	1883.0	0.0	1883.0
	% Fixture	50.0	0.0	50.0
Street Side	Lumens	1883.0	0.0	1883.0
	% Fixture	50.0	0.0	50.0
Total	Lumens	3766.0	0.0	3766.0
	% Fixture	100.0	0.0	100.0

ZONAL LUMENS:

Zone	Lumens	% Fixture
0°-10°	23.2	0.6
10°-20°	102.3	2.7
20°-30°	214.5	5.7
30°-40°	404.1	10.7
40°-50°	733.4	19.5
50°-60°	1239.2	32.9
60°-70°	926.4	24.6
70°-80°	103.6	2.8
80°-90°	19.3	0.5
90°-100°	0.0	0.0
100°-110°	0.0	0.0
110°-120°	0.0	0.0
120°-130°	0.0	0.0
130°-140°	0.0	0.0
140°-150°	0.0	0.0
150°-160°	0.0	0.0
160°-170°	0.0	0.0
170°-180°	0.0	0.0
0°-90°	3766.0	100.0
0°-180°	3766.0	100.0

Coefficient of Utilization

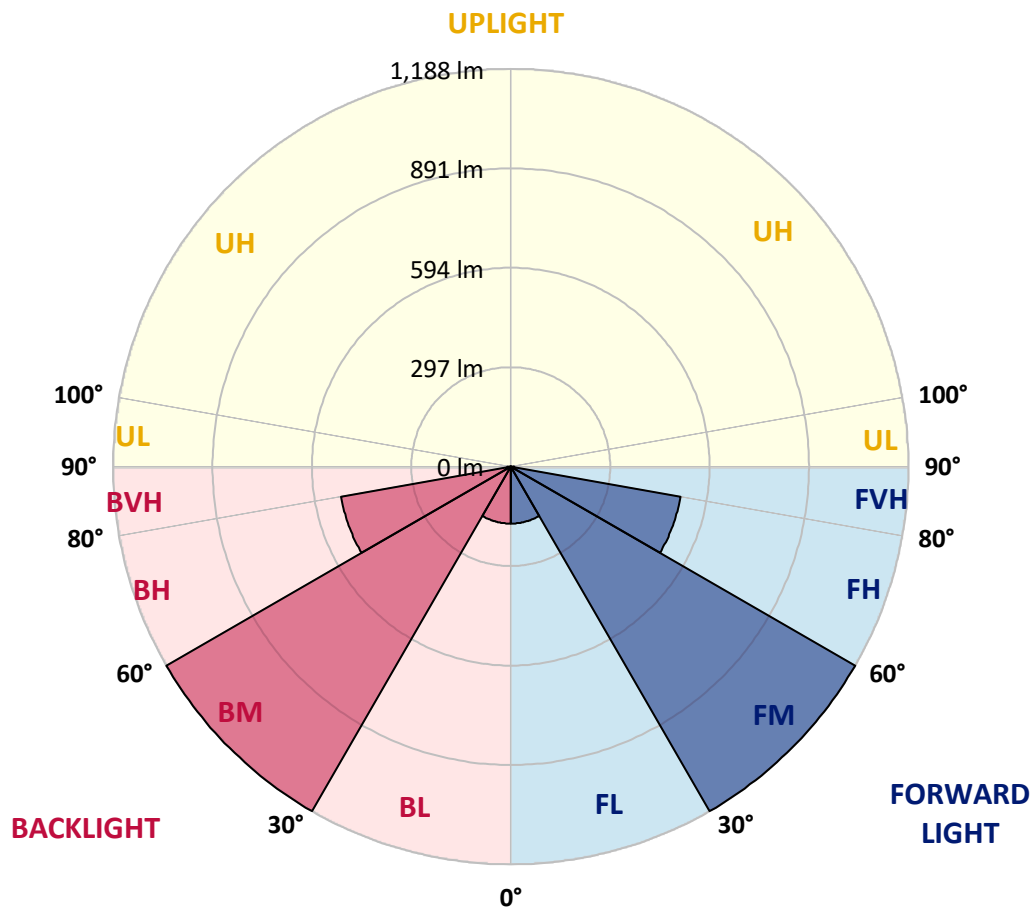


REPORT NUMBER: P366622
 CATALOG NUMBER: PMM-SA1A-730-U-5NQ

LUMINAIRE CLASSIFICATION SYSTEM LUMEN TABLE AND BUG RATING:

Zone	Lumens	% Fixture	Zone Rating/Lumen Limit		
			B	U	G
FL (0°-30°)	170.0	4.5			
FM (30°-60°)	1188.3	31.6			
FH (60°-80°)	515.0	13.7			G0/660
FVH (80°-90°)	9.6	0.3			G0/10
BL (0°-30°)	170.0	4.5	B1/500		
BM (30°-60°)	1188.3	31.6	B2/2500		
BH (60°-80°)	515.0	13.7	B2/1000		G0/660
BVH (80°-90°)	9.6	0.3			G0/10
UL (90°-100°)	0.0	0.0		U0/0	
UH (100°-180°)	0.0	0.0		U0/0	

BUG Rating: B2-U0-G0
 Type V Short





REPORT NUMBER: P366622
 CATALOG NUMBER: PMM-SA1A-730-U-5NQ

CANDELA DISTRIBUTION (FULL):

	0°	5°	15°	25°	35°	45°	55°	65°	75°	85°	90°
0°	154.0	154.0	154.0	154.0	154.0	154.0	154.0	154.0	154.0	154.0	154.0
2.5°	187.2	183.9	172.1	176.2	180.5	179.9	178.8	175.6	172.7	184.8	187.2
5°	238.7	231.0	226.9	223.5	222.8	214.5	225.8	224.6	228.4	234.9	241.2
7.5°	279.8	272.6	261.7	259.4	247.0	237.8	247.6	259.7	263.5	275.3	282.4
10°	294.8	288.5	290.5	280.2	279.6	282.2	280.1	282.8	292.9	291.6	296.8
12.5°	328.5	329.6	323.1	320.5	325.7	337.1	327.4	324.1	321.6	332.0	335.2
15°	360.1	366.3	355.8	354.1	351.9	362.5	352.1	357.1	361.6	363.7	362.5
17.5°	404.8	405.1	393.3	374.5	381.5	384.9	380.3	371.5	392.5	403.1	403.7
20°	434.2	435.3	412.0	382.6	402.5	405.6	403.3	385.0	412.9	430.5	429.8
22.5°	465.9	462.3	430.7	409.2	416.3	418.1	413.2	410.9	430.5	462.6	457.8
25°	487.2	494.0	462.6	448.8	442.8	438.5	444.8	446.0	466.1	495.2	479.1
27.5°	538.1	526.4	477.3	482.5	469.8	440.8	468.4	483.5	479.3	528.9	541.0
30°	583.3	583.6	514.7	524.6	501.0	477.6	507.5	529.4	524.0	587.6	576.1
32.5°	641.1	643.2	579.2	552.5	536.6	532.1	528.4	552.6	586.0	637.5	638.6
35°	703.4	721.8	634.8	606.7	579.6	560.0	581.1	614.7	636.5	718.7	704.2
37.5°	824.9	794.0	722.7	670.0	652.7	644.9	656.1	675.5	722.6	793.5	818.5
40°	896.8	888.2	791.2	747.1	680.3	701.1	695.0	748.3	787.2	893.1	895.4
42.5°	1006.6	963.4	876.2	820.2	760.1	723.9	762.2	833.8	880.8	970.3	1012.6
45°	1093.5	1038.0	970.8	928.2	852.3	825.5	839.3	930.9	989.9	1051.4	1107.0
47.5°	1189.6	1129.5	1062.2	986.6	912.6	956.2	931.9	1012.4	1070.1	1158.2	1210.3
50°	1310.3	1243.8	1157.7	1095.2	1046.2	1061.5	1057.6	1115.1	1186.2	1266.5	1325.6
52.5°	1443.3	1368.1	1285.0	1227.0	1206.3	1168.3	1217.9	1241.5	1293.9	1367.4	1436.9
55°	1536.3	1461.1	1410.8	1429.5	1424.0	1363.0	1406.5	1409.0	1383.7	1410.2	1480.1
57.5°	1521.9	1450.0	1443.1	1513.8	1619.3	1678.3	1611.1	1466.4	1371.7	1359.3	1433.3
60°	1330.7	1269.2	1332.4	1491.7	1799.2	1978.8	1719.8	1423.1	1267.1	1202.6	1274.0
62.5°	917.0	875.5	1006.3	1255.4	1820.8	2210.6	1715.9	1236.6	982.7	865.7	921.1
65°	434.7	419.7	530.1	796.0	1516.7	2148.7	1499.1	836.7	565.7	451.8	464.4
67.5°	163.5	156.0	194.6	351.6	955.3	1704.2	1007.7	412.8	218.8	170.1	175.9
70°	92.8	87.5	92.5	128.2	384.6	965.3	434.7	141.6	93.0	84.7	90.2
72.5°	73.1	68.9	69.7	77.5	132.7	378.9	140.7	80.7	67.6	64.2	69.1
75°	60.4	56.7	56.5	60.8	77.4	123.0	79.5	61.7	54.7	52.2	56.2
77.5°	48.0	45.8	46.4	49.8	55.5	68.8	57.6	49.9	44.9	42.0	44.7
80°	35.1	34.8	37.2	40.3	41.4	46.3	43.2	40.3	35.9	31.7	32.8
82.5°	23.0	23.1	27.7	30.2	29.7	29.6	30.9	30.8	26.8	21.0	21.0
85°	13.2	13.5	17.0	19.0	18.7	14.9	19.6	19.8	17.2	12.7	12.3
87.5°	4.3	5.4	7.4	7.8	7.5	4.1	7.5	8.3	7.5	5.4	4.7
90°	0.0	0.0	0.0	0.0	0.0	0.0	0.0	0.0	0.0	0.0	0.0

(END OF REPORT)